

AAA India Equity Fund (Cat III open-ended AIF)

May 2026

Strictly Private & Confidential

3M[®]
Quality
+ Agility
DSD

Why AAA?



Founders are Fund Managers

Rajesh Kothari, Founder of the firm is the Chief Investment Officer of AAA PMS.



Longevity

16 Years of existence as a boutique investment management firm, a rarity in the industry



No Conflict of Interest

Pure play investment management and advisory. No broking, no wealth management business, no conflicts.



Competence

38+ Years of fund management experience, backed by a 110+ year investment team.



Cycle Tested Performance

Tested across bull, bear, and sideways markets, including periods of sharp volatility.



High Standards of Governance

Clear governance framework for investment decisions, risk oversight, and compliance.



AAA IOP PMS won the Best 10-Year Performance Award four times (2020–2024) for risk adjusted returns, as recognised by PMSAIF World based on analysis by IIM Ahmedabad

The AAA Team



Rajesh Kothari

Founder & Managing Director

29
years



Govind Agrawal

Director

31
years



Sandeep Biyani

Head of Sales & Business
Development

19
years



Bhushan Koli

Head of Operations

29
years

The AAA Team



Rajesh Kothari
Founder & Managing
Director
CWA, MBA

About Our Founder

He brings over 29 years of experience in the Indian capital markets, with expertise across both Long Only and Long–Short investment strategies. He was formerly a Director at Voyager Investment Advisors, a US based, India dedicated fund managing US\$500 million, where the fund significantly outperformed benchmark indices during his tenure. Earlier, he served as a Fund Manager at DSP Merrill Lynch for over four years, delivering annualised returns of 55% in the Equity Fund and 62% in the Top 100 Fund, outperforming benchmarks by over 20% and 10% respectively, while consistently maintaining first quartile rankings.

Rated as “Platinum Fund Manager” by Economic Times for DSP ML Equity Fund on a risk adjusted return basis (Jul 2006)

Received CNBC TV18 – CRISIL Mutual Fund of the Year Award 2006 for DSPML Equity Fund and Lipper India Fund Awards 2006 for best equity fund group for 3 years

Invited at Maharashtra Economic Summit to present views on Indian Infrastructure

Invited by Institute of Directors to present views on Governance Deficit

Received CMA Young Achiever Award 2014

Actively involved with Arham Yuva Group (A philanthropic initiative)

The AAA Team



Govind Agrawal
Director

CA, LLB

About Our Director

He brings 31 years of experience in the Indian capital markets. He was formerly a Fund Manager at Reliance Capital Asset Management (US\$20bn) for over four years, where the Reliance Emergent India Fund, a US\$100m offshore fund, outperformed benchmark indices by 35% since inception, and he played an instrumental role in setting up the macroeconomic research desk. Earlier, he served as Executive Director at UBS Securities India for 4 years as India Account Manager for large FIIs, advising PMs on country, sector, and stock allocation. He also spent a decade as Senior Vice President of Equity Sales at Motilal Oswal Securities, where he was a key contributor to building the institutional equity broking business, systems, and processes.

Represented Reliance AMC on international platforms and panel discussion on Emerging Markets and Indian Equity Market

Addressed investors' meet and the private banking teams of large banks in Middle East, Asia, London, Europe and in India

At UBS, was voted as the "Best Equity Sales Person-Mega Funds category, Asia Money 2006"

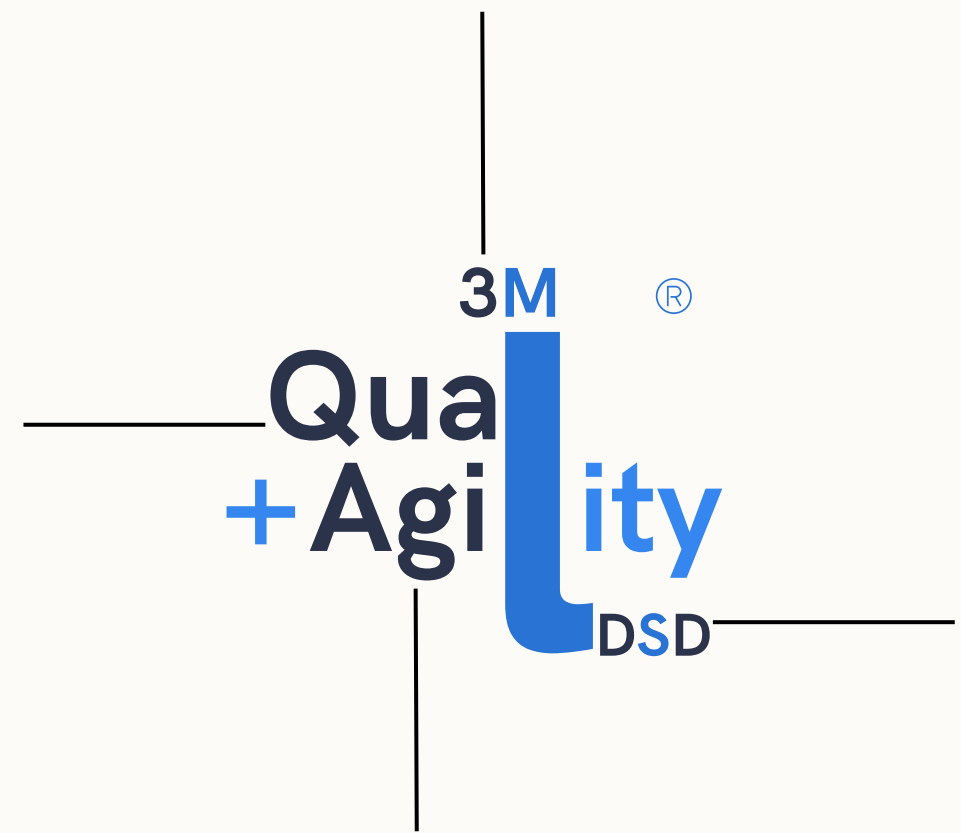
Won several awards at Motilal Oswal for consistently contributing to Institutional Equity Sales

AAA Investment Philosophy

Market size
Large and expanding opportunity. **1**

Market Share
Structural ability to gain dominance. **2**

Margin of Safety
Valuation and balance sheet discipline. **3**



Diversification
To reduce company/sector specific risk. **1**

Sizing Discipline
Dynamic position sizing based on conviction, and risk. **2**

Disciplined Exit
Driven by rebalancing, and growth/valuation concerns. **3**

The philosophy is designed to endure across market cycles, with decisions guided by long term conviction rather than near term market signals

Investment Universe



Internal Checks: Forensics & Longevity Assessment

Management Practices

To assess corporate governance risk

Quality of Cashflow

Ability to convert the revenue to cash and reinvest into the business

Accounting Policies

Assess the consistency and fairness of the accounting policies

Taxation Mischiefs

to identify the potential fraud

Longevity of business growth

Sustenance of revenue and earnings growth & assessing competitive advantage

Longevity of return ratios

Gauging business profitability and efficiency

Longevity of reinvestment


Intensity to generate self sustaining growth

Longevity of cashflow

Identify financial strength

 **13 Such Forensics Parameters**

 **8 Such Longevity Parameters**

 **It's not about chasing fast growth; it's about owning high quality businesses that compound sustainably across cycles.**

Agility Guides Our Exit Strategy

We Exit When

- 1 There is a need to rebalance weights for risk management purposes
- 2 A company no longer meets our buy/hold criteria
- 3 A company no longer meets our valuation criteria
- 4 There is no longer a durable double digit return expectation for a company's stock
- 6 There is a more compelling investment opportunity to fund

18 years

The average life span of company listed in the S&P 500

The only constant is change. The average lifespan of a company listed on the S&P 500 has fallen from 90 years in 1935 to just 18 years today, highlighting how quickly leadership erodes without sustained competitiveness.

We stay agile and active, continuously reassessing fundamentals, risks, and relevance, never letting our guard down.

Volatility In Business Cycles Across Sectors

Earnings Performance	FY13	FY14	FY15	FY16	FY17	FY18	FY19	FY20	FY21	FY22	FY23	FY24
Automobile	-2%	16%	-8%	65%	5%	17%	11%	-28%	9%	27%	36%	45%
Consumer	15%	8%	13%	9%	12%	5%	31%	10%	-3%	22%	10%	18%
Capital goods	-4%	-21%	-9%	0%	18%	18%	19%	-8%	-11%	68%	7%	21%
Pharma	23%	43%	-6%	17%	7%	-11%	6%	8%	39%	-1%	3%	20%
Software	21%	33%	10%	12%	11%	4%	14%	4%	10%	23%	2%	7%

Index Performance	FY13	FY14	FY15	FY16	FY17	FY18	FY19	FY20	FY21	FY22	FY23	FY24
Automobile	-10%	33%	45%	-26%	26%	13%	0%	-12%	95%	30%	25%	77%
Consumer	11%	12%	44%	-13%	39%	11%	28%	-19%	76%	9%	10%	16%
Capital goods	13%	28%	30%	-1%	-7%	17%	26%	-18%	114%	37%	-22%	25%
Pharma	32%	18%	12%	-2%	22%	11%	14%	-17%	31%	4%	25%	17%
Software	21%	26%	70%	-12%	2%	-14%	10%	-18%	81%	16%	-11%	60%

■ Great Performance (>20%)
 ■ Average Performance (0-20%)
■ Poor Performance (<0%)

AlfAccurate Advisors

India Equity Fund

Why AAA India Equity Fund?

Category III, Open ended (No Lock-in period), Weekly NAV.



Access to Market Leaders

Aims for multi cap exposure to ~50 market leaders across sectors.



Growth Potential

Aims to capture long term growth with strong balance sheet and high ROCE.



Grounded In Research

Combines top down and bottom up research with strong due diligence.



Disciplined Portfolio Construction & Risk Management

Balanced portfolio with clear entry, sizing, and exit discipline.



Cycle Aware Allocation

Positioning adjusts to business cycles while remaining grounded in long term fundamentals.



Award Winning Track Record

We have a proven track record of investment in companies yielding multibagger returns.

AAA India Equity Fund Features & Sectoral Allocation

Category III, Open ended (No Lock-in period), Weekly NAV.

AAA India Equity Fund is a portfolio of 40-60 companies which are market leaders with strong corporate governance and high growth potential with investment horizon of 3-5 years.

Benchmark Index
BSE 500 TRI

Minimum No of Stocks
30

Large Cap Exposure
40-100%

Mid & Small Cap Exposure
0-60%

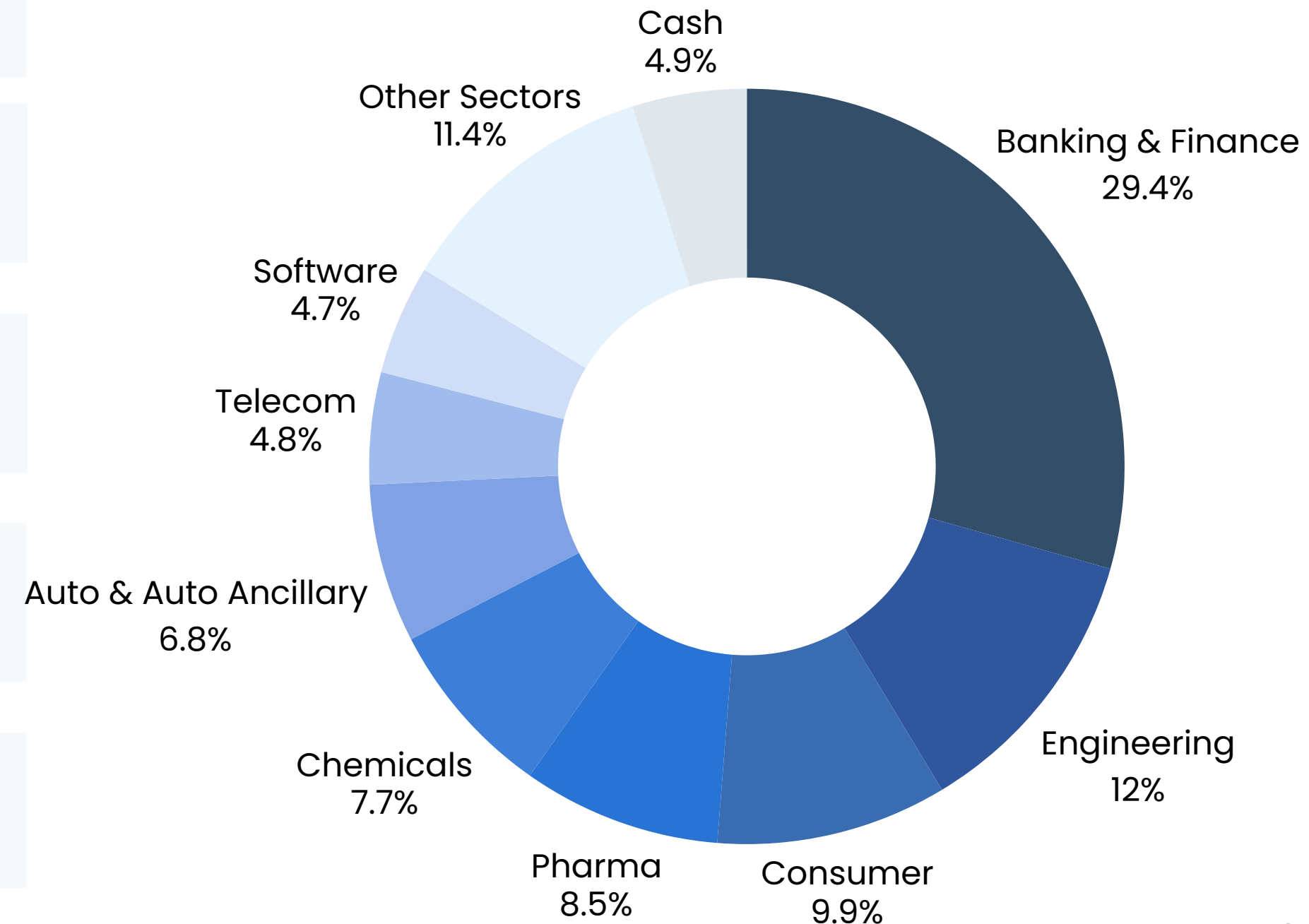
Max Weight in 1 Stock
10%

Max Weight in 1 Sector
35%

Max Weight in Top 10 Stocks
50%

Participation in IPOs
Allowed

AAA AIF Holdings As On 31 May 2026



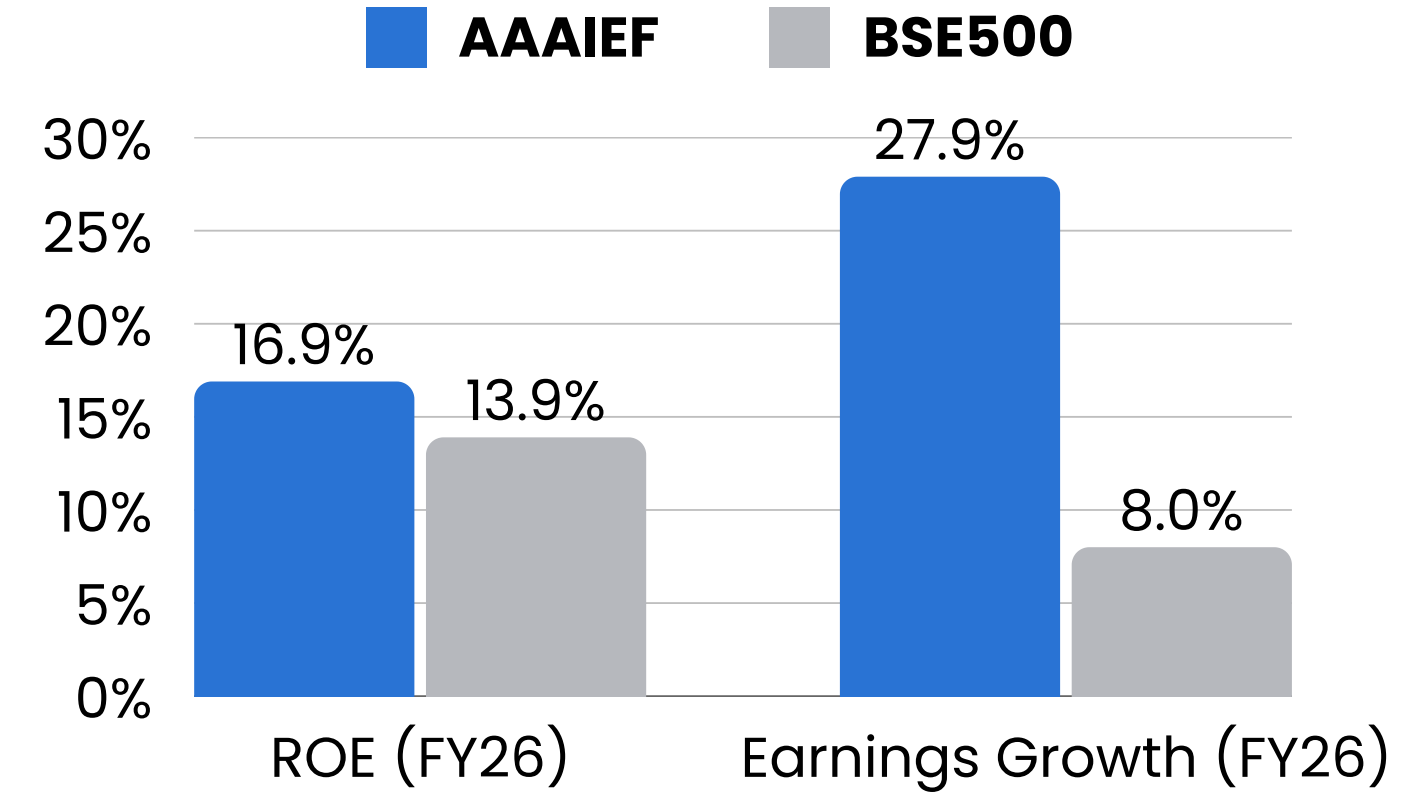
AAA India Equity Fund Characteristics

- 1 TRUE MULTICAP SCHEME**
 Weighted Average Market Cap of ₹3,493 Bn
- 2 SECTORAL LEADERS**
 3M Stock Selection Approach
- 3 LARGE PROFIT SIZE**
 98.6% of portfolio cos ₹100cr+ NP | 81.0% ₹500cr+ NP
- 4 CASH RICH BALANCE SHEET**
 55.1% of portfolio cos have 0 net D/E | 36.6% have net D/E <1x
- 5 SUPERIOR ROE**
 16.9% AAAIEF vs 13.9% BSE500 (FY26)
- 6 STRONG EARNINGS GROWTH**
 27.9% AAAIEF vs 8.0% BSE500 (FY26)

AAAIEF Holdings (31 May 2026)

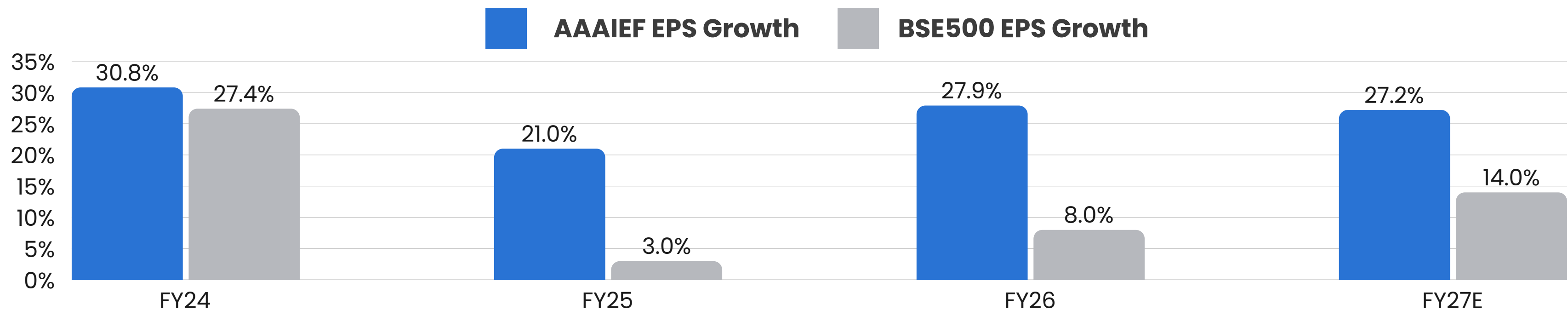
Large Cap Weight 61%	Mid Cap Weight 15%
Small Cap Weight 19%	Cash 5%

Weighted Avg Market Cap: ₹3,493 Bn



AAAIEF : Superior Earnings Growth

Earnings Matrix	AAA IEF FY24	BSE500 FY24	AAA IEF FY25	BSE500 FY25	AAA IEF FY26	BSE500 FY26	AAA IEF FY27E	BSE500 FY27E
EPS G(%)	30.8%	27.4%	21.0%	3.0%	27.9%	8.0%	27.2%	14.0%
ROE(%)	16.6%	15.1%	18.4%	15.2%	16.9%	13.9%	17.6%	14.1%
P/E(x)	54.6	24.8	43.1	23.9	46.2	21.9	36.8	18.9
P/BV(x)	10.3	3.8	10.1	3.6	8.2	3.0	6.8	2.7
PEG					1.7	2.7	1.3	1.4



AAA AIF Performance

Investing ₹1 cr with AAA India Equity Plan AIF compounded to

1 Year
₹0.99 crs

2 Years
₹1.11 crs

3+ years
₹1.51 crs

CAGR	1M	3M	6M	1 Year	2 Years	3 Years	*SI 3+ years
AAA India Equity Plan	0.8%	-1.0%	-5.0%	-1.2%	5.4%	14.5%	14.4%
BSE 500 TRI	-0.2%	-2.3%	-5.4%	-0.1%	4.1%	13.7%	14.0%
Alpha	1.0%	1.3%	0.4%	-1.1%	1.3%	0.9%	0.5%

AAA AIF Sharpe*
0.54

BSE500 Sharpe*
0.51

AAA AIF Std. Dev*
13.78

BSE500 Std. Dev*
13.85

AAA AIF Beta*
0.95

BSE500 Beta*
1.00

AAA AIF Capture*
1.03

*Performance from 16 May 2023 to 29 May 2026.

Note: Trailing returns based on pre-tax NAV calculated on the last Friday of every month. Returns for more than one year are annualized. Past performance may or may not be sustained in future and should not be used as a basis for comparison with other investments. Performance-related information provided herein is not verified by SEBI. All investors must read the detailed Private Placement Memorandum (PPM) including the Risk Factors and consult their legal adviser and other professional advisers to understand the contents of this document and/or before making any investment decision/contribution to AIF.

AAA India Opportunity Plan

AAAIOP PMS Performance

Investing ₹1 cr with AAA IOP PMS compounded to

3 Years
₹1.50 crs

5 Years
₹1.83 crs

16.5+ Years
₹13.87 crs

TWRR	1M	3M	6M	1 Year	2 Years	3 Years	5 Years	*SI 16+ years
AAA IOP Plan	1.0%	-1.5%	-5.8%	-1.4%	5.4%	14.4%	12.8%	17.3%
BSE 500 TRI	-0.2%	-2.3%	-5.4%	-0.1%	4.1%	13.5%	12.3%	12.1%
Alpha	1.1%	0.9%	-0.4%	-1.3%	1.2%	0.9%	0.5%	5.2%

AAAIOP Sharpe*
0.63

BSE500 Sharpe*
0.32

AAAIOP Std. Dev*
16.43

BSE500 Std. Dev*
15.97

AAAIOP Beta*
0.88

BSE500 Beta*
1.00

AAAIOP Capture*
1.39

*Since Inception performance from 23 November 2009 to 31 May 2026

Note: Returns are calculated on a TWRR basis, net of fees and expenses till last quarter. Returns beyond one year are annualised. Index performance is calculated as per Total Return Indices in accordance with the SEBI Guidelines. Returns of individual clients may differ depending on the time of entry in the Strategy. Past performance may or may not be sustained in future and should not be used as a basis for comparison with other investments. Performance related information provided herein is not verified by SEBI. For Performance relative to other Portfolio Managers within the selected Strategy, please visit: bit.ly/APMI_PMS. AlfAccurate Advisors Pvt Ltd is a SEBI registered Portfolio Manager having reg.no INP000003419.

AAAIOP PMS Performance

Performance (%)	FYTD27	FY26	FY25	FY24	FY23	FY22	FY21	FY20	FY19	FY18	FY17	FY16	FY15	FY14	FY13	FY12	*SI 16+ years
AAAIOP Plan	11.7	-5.3	12.9	35.8	1.1	22.3	75.2	-23.6	-4.4	23.0	27.6	2.3	71.0	29.1	13.5	0.1	1287.0
BSE 500 TRI	10.2	-3.1	6.0	40.2	-0.9	22.3	78.6	-26.5	9.7	13.2	25.5	-6.4	35.0	19.0	6.5	-7.8	558.9
Alpha	1.5	-2.2	7.0	-4.4	2.0	0.0	-3.4	2.9	-14.1	9.7	2.1	8.8	36.0	10.1	7.0	7.9	728.1

*Since Inception performance from 23 November 2009 to 31 May 2026

Note: Returns are calculated on a TWRR basis, net of fees and expenses till last quarter. Returns beyond one year are annualised. Index performance is calculated as per Total Return Indices in accordance with the SEBI Guidelines. Returns of individual clients may differ depending on the time of entry in the Strategy. Past performance may or may not be sustained in future and should not be used as a basis for comparison with other investments. Performance related information provided herein is not verified by SEBI. For Performance relative to other Portfolio Managers within the selected Strategy, please visit: bit.ly/APMI_PMS. AlfAccurate Advisors Pvt Ltd is a SEBI registered Portfolio Manager having reg.no INP000003419.

AAAIOP PMS: Rolling Returns Analysis

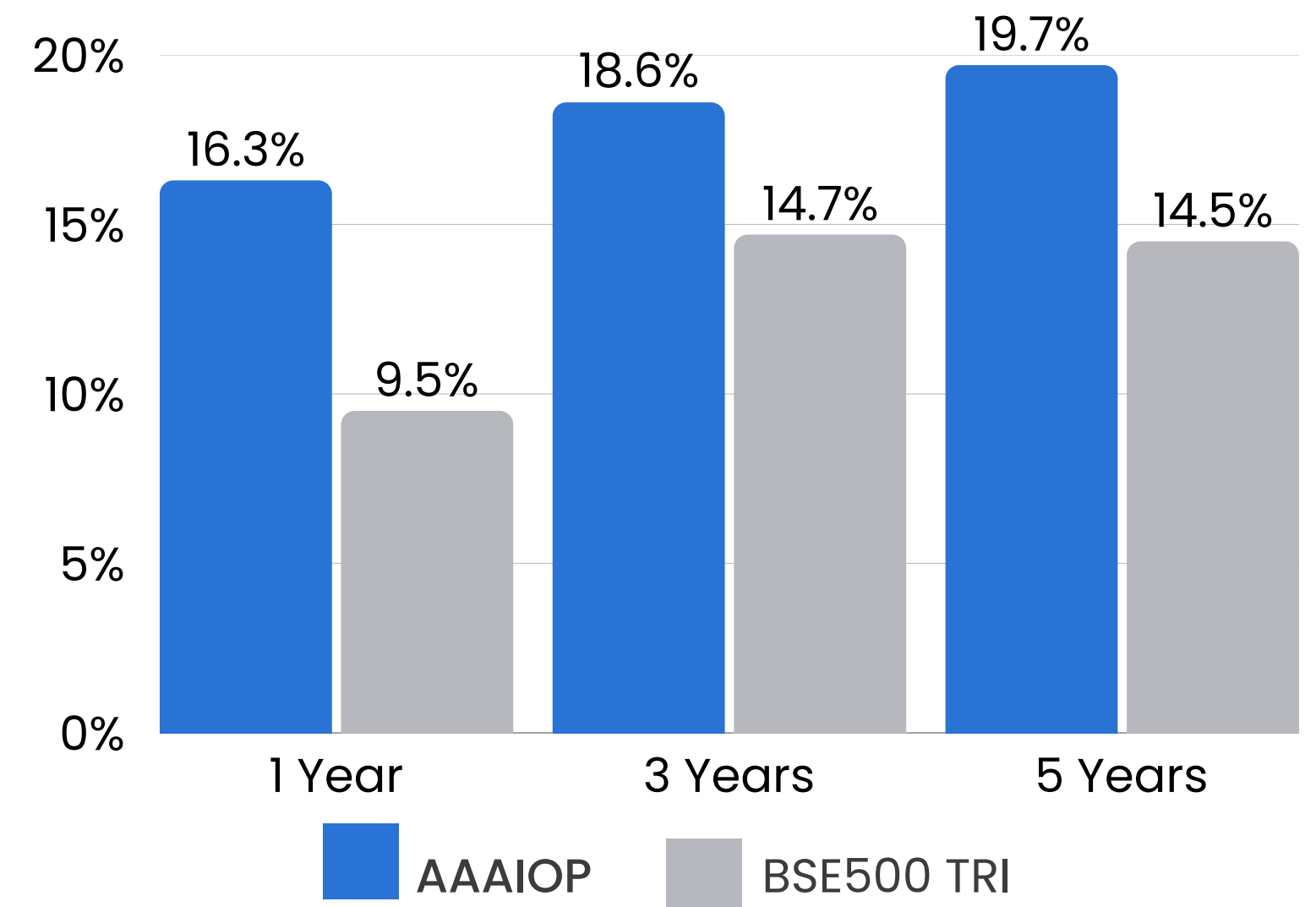
20.0%

AAAIOP 5 Years Median Rolling Returns

Consistent rolling returns over various time periods illustrate the durability of our investment process, highlighting disciplined portfolio construction and repeatable long term performance across market cycles.

Superior rolling returns across time horizons demonstrate the effectiveness of a disciplined, long term approach.

Rolling Return Analysis: Median Returns



Note: Returns of individual clients may differ depending on time of entry in the Strategy. Past performance may or may not be sustained in future and should not be used as a basis for comparison with other investments. Performance related information provided herein is not verified by SEBI.

Strategic Partnerships

Depository Participants



Custodian & Fund Accountant



Awards & Recognition



Get in Touch: Start Your Investment Journey

AlfAccurate Advisors

Protect Capital, Create Wealth

AlfAccurate Advisors is a leading investment firm dedicated to identifying high quality mid and small cap companies with exceptional growth potential. Our disciplined investment approach has consistently delivered risk-adjusted returns to our investors.

We invite you to explore the AAA GEMS fund and discover how our investment expertise can help you achieve your financial goals.

Website

www.alfaccurate.com

Explore our funds and resources

Phone

+91 22 4236 0300

Monday to Friday, 9:00 AM - 6:00 PM IST

Email

sales@alfaccurate.com

We respond within 24 hours

Sandeep Biyani

T : +91 22 4236 0319

sandeepbiyani@alfaccurate.com

Office

Mumbai | Delhi | Bangalore

Multiple locations for your convenience



<https://x.com/alfaccurate>



<https://www.linkedin.com/company/alfaccurate-advisors/>



<https://www.youtube.com/@alfaccurateadvisors3364>

Ready to Invest?

Schedule a consultation with our investment advisors to learn more about AlfAccurate Advisors and how our offerings can fit into your investment portfolio.

[Schedule a Call](#)

Disclaimer: Important Information for Investors

About us:

AlfAccurate Advisors Private Limited is registered with SEBI as a Portfolio Manager having SEBI registration number – INP000003419 and as an Investment Advisor having SEBI registration number – INA000015701. AAA India Equity Fund – Scheme 1 and AAA GEMS Fund are open-ended schemes of AAA India Equity Fund, a Category III Alternative Investment Fund having SEBI registration number – IN/AIF3/22-23/1226 managed by AlfAccurate Advisors LLP (collectively referred as “AAA”).

Disclaimer and Disclosures:

This document is intended only for the personal use of the prospective investors to whom it is addressed or delivered and must not be reproduced or redistributed in any form to any other person without prior written consent of AAA. This document does not purport to be all-inclusive / comprehensive, nor does it contain all the information which a prospective investor may desire for making decisions for engaging the AIF/PMS/Investment Advisor. AAA or its affiliates or employees/Promoters or funds advised/managed by AAA may have same or contra positions in personal or fiduciary capacity in the abovementioned securities/stocks. Investors should take caution while executing the advice based on their risk/return profile and suitability. The information shared by AAA from time to time should not be construed as any form of advice, recommendation, or suggestion, to buy or sell any securities or financial instruments or avail any services to any individual or entity. AAA shall not be responsible for the loss or damage (financial or otherwise) caused due to incorrect, inaccurate, or erroneous information, details or data stated in the document(s). AAA retains all the rights in relation to all information contained in the document(s) shared from time to time. AAA operates from within India and is subject to Indian laws and any dispute shall be resolved in the courts of Mumbai, Maharashtra only. AAA declare that the data and analysis provided shall be for informational purposes only. The information contained in the analysis has been obtained from various sources and reasonable care has been taken to ensure sources of data to be accurate and reliable. AAA will not be responsible for any error or omission in the data or for any losses suffered on account of information contained in the analysis. While AAA will take due care to ensure that all information provided is accurate, however AAA neither guarantees/warrants the sequence, accuracy, completeness, or timeliness of the report. Neither AAA nor its affiliates or their Promoters, directors, employees, agents, or representatives, shall be responsible or liable in any manner, directly or indirectly, for views or opinions expressed in this analysis or the contents or any systemic errors or discrepancies or for any decisions or actions taken in reliance on the analysis. AAA does not take any responsibility for any clerical, computational, systemic, or other errors in comparison analysis. AAA warrants that the contents of this document are true to the best of the knowledge, belief, and information, however, promoters/directors/employees/affiliates of AAA, assume no liability for the relevance, accuracy, or completeness of the contents herein. The AAA (including its affiliates) and any of its Promoters, officers, employees, and other personnel will not accept any liability, loss, damage of any nature, including but not limited to direct, indirect, punitive, special, exemplary, consequential, as also any loss of profit in any way arising from the use of this document in any manner whatsoever. This document may include certain forward-looking statements which contain words or phrases such as “believe”, “expect”, “anticipate”, “estimate”, “intend”, “plan”, “objective”, “goal”, “project”, “endeavour” and similar expressions or variations of such expressions that are forward-looking statements. Actual results may differ materially from those suggested by the forward-looking statements due to risks, uncertainties, or assumptions. AAA takes no responsibility of updating any data/information. This presentation is qualified in its entirety by the Disclosure Document/Information Memorandum/PPM/Term Sheet/Contribution Agreement and other related documents, copies of which will be provided to prospective investors. All investors must read the same including the Risk Factors and consult their tax advisors, before making any investment decision. Capitalized terms used herein shall have the meaning assigned to such terms in the Disclosure Documents/PPM and other documents. The information can be no assurance that future results or events will be consistent with this information. Any decision or action taken by the recipient based on this information shall be solely and entirely at the risk of the recipient. The distribution of this information in some jurisdictions may be restricted and/or prohibited by law, and persons into whose possession this information comes should inform themselves about such restriction and/or prohibition and observe any such restrictions and/or prohibition. Unauthorized disclosure, use, dissemination or copying (either whole or partial) of this information, is prohibited. AAA will not treat recipient/user as customer by virtue of their receiving/using this report. The person accessing this information specifically agrees to exempt AAA or any of its affiliates or employees from, any and all responsibility/liability arising from such misuse and further agrees to hold AAA or any of its affiliates or employees free and harmless from all losses, costs, damages, expenses that may be suffered by the person accessing this information due to any errors and delays.

Direct Investment: For availing PMS/AIF Services, you can reach us directly without any third-party intermediation by emailing us at sales@alfaccurate.com or by calling us on +91-22- 42360300.

For AIF: As per SEBI master circular for AIFs, details of industry benchmark and AIF level performance versus Benchmark Reports are available at <https://www.alfaccurate.com/aaa-india-equity-fund-aif>

For PMS: For comparative Performance relative to other Portfolio Managers within the selected Strategy, please visit: bit.ly/APMI_PMS