

# Investor Presentation



**ALFAccurate Advisors**

Protect Capital, Create Wealth



AAA Digital India Strategy


December 2025

1

CONFIDENTIAL- DO NOT REPRODUCE OR DISTRIBUTE

These materials are provided solely on the basis of request received from the recipient and it should not be construed as an investment advice and form a primary basis for any person's or investor's investment decisions. See the important disclaimer at the end of this presentation.

# Why AAA Investment Advisory?



**Advise In Your Interest**  
When you do better,  
we do better.



**Disciplined & Active  
Investment Management**  
Not just stock pickers but  
active portfolio managers  
centered on your long-  
term goals



**Transparency**  
Full transparency in  
investment decisions to  
ensure you sleep  
peacefully at night.



**Award Winning  
Track Record**  
We have a proven  
track record of  
investment in  
companies yielding  
multibagger returns.

# Investment Philosophy

## Protecting Capital - DSD Mechanism

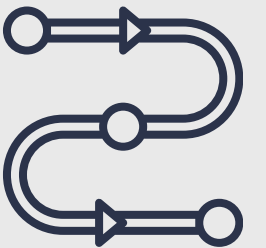
### DIVERSIFICATION

Three important risks : Governance, Technology and Business cycle - can be reduced only by Diversification. We invest across market cap, sectors, and companies to reduce company/sector specific risk.



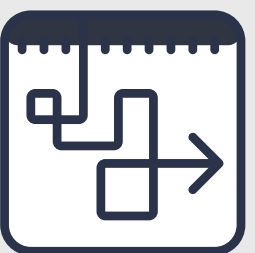
### STAGGERED APPROACH

We build the portfolio over a period of time. We do not follow Model portfolio approach.



### DISCIPLINED EXIT STRATEGY

We have a disciplined Exit strategy. We sell/reduce due to rebalancing of the portfolio, change in growth assumption of our portfolio company, expensive valuations.



# Investment Philosophy

## Creating Wealth - 3M Approach

01

### Market Size

Market size determines size of opportunity. We prefer companies which are targeting large market size to generate exponential returns.

### Market Share

We buy the companies which are leaders in their sector as they are best positioned to navigate upturn and downturn of the economy.

02

03

### Margin Of Safety

Price is what you pay. Value is what you get. We buy the companies which are available at reasonable valuations.



# The Team



**Rajesh Kothari**

Founder & Managing Director

29  
years



**Govind Agrawal**

Director

29  
years



**Sandeep Biyani**

Head of Sales & Business  
Development

15  
years



## Rajesh Kothari

Founder &  
Managing Director

CWA, MBA

# The Team

### About

- Rich experience of more than 29 years in Indian capital market with expertise in both Long Only & Long Short investment strategy
- Former Director with Voyager Investment Advisors (US\$500m) – USA based India dedicated fund. During his tenure, fund Outperformed the benchmark indices significantly
- Former Fund Manager with DSP Merrill Lynch Fund Managers (DSP MF) for more than four years. The schemes delivered annualized return of 55% (Equity Fund) & 62% (Top100 Fund) outperforming benchmark indices by more than 20% & 10% respectively. The equity schemes maintained its “1st Quartile Ranking” consistently during his tenure

### Achievements

- Received CMA Young Achiever Award 2014
- Rated as “Platinum Fund Manager” by Economic Times for DSP ML Equity Fund on a risk-adjusted return basis (Jul 2006)
- Received CNBC TV18 - CRISIL Mutual Fund of the Year Award 2006 for DSPML Equity Fund and Lipper India Fund Awards 2006 for best equity fund group for 3 years
- Invited at Maharashtra Economic Summit to present views on Indian Infrastructure
- Invited by Institute of Directors to present views on Governance Deficit
- Actively involved with Arham Yuva Group - philanthropic initiative



## Govind Agrawal

Director

CA, LLB

# The Team

### About

- ▶ Rich experience of 29 years in Indian capital market
- ▶ Former Fund Manager with Reliance Capital Asset Management Company (USD 20bn) for over four years. Reliance Emergent India Fund (USD 100m offshore fund) outperformed benchmark indices by 35% since its inception. Played instrumental role in setting up Macro Economic Research desk
- ▶ Former Executive Director with UBS Securities India Pvt Ltd for 4 years as India Account Manager for large FIIs and guided the portfolio managers for right country, sectors and stocks allocation. Former Senior VP – Equity Sales with Motilal Oswal Securities Ltd for 10 years. Played key role in establishing institutional equity broking business, systems and processes

### Achievements

- ▶ Represented Reliance AMC on international platforms and panel discussion on Emerging Markets and Indian Equity Market
- ▶ Addressed investors' meet and the private banking teams of large banks in Middle East, Asia, London, Europe and in India
- ▶ At UBS, was voted as the "Best Equity Sales Person-Mega Funds category, Asia Money 2006"
- ▶ Won several awards at Motilal Oswal for consistently contributing to Institutional Equity Sales



# AAA Digital India Features



## Portfolio Overview

AAA Digital India Portfolio is a portfolio of 10-15 companies which are market leaders with strong corporate governance and high growth potential with investment horizon of 3-5 years.



## Portfolio Strategy

- India is one of the largest and fastest-growing markets for digital consumers & enterprises.
- The digital economy is expected to contribute 18-20% of GDP by FY25 compared with ~8% in FY18.
- AAA Digital India Portfolio aims to capitalise on robust digital ecosystem and faster digital adoption by focusing on companies leading the change.



## Portfolio Marketcap

Multicap



## Minimum Investment Amount

Rs. 2,50,000




# Digital India Investments



## Robust Digital Ecosystem

India has 1.4 billion mobile phone subscriptions and more than 26.69 billion apps downloads in 2022.



## Faster Digital Adoption

Indian mobile data users consume 17 gigabytes (GB) of data each month on average (Aug22) compared with 7.6 GB for mobile users in China.



## Creation of Opportunities Across Sectors

Digital economy is expected to contribute 18-23% of GDP by FY25 compared with ~8% in FY22.

## AAA Digital India Portfolio

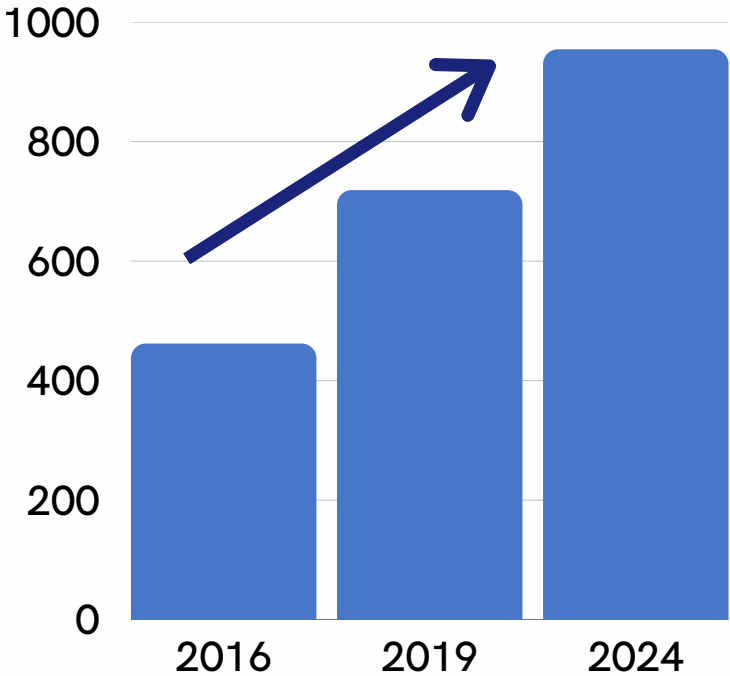
A curated portfolio of 10-15 companies which are likely to be big beneficiaries of digitalization of India.

# Robust Digital Ecosystem



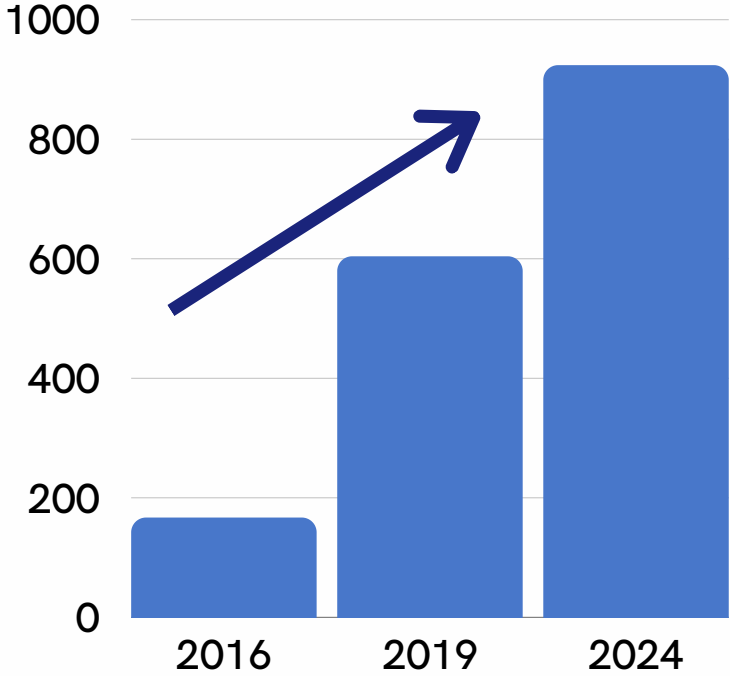
## INDIA INTERNET SUBSCRIBERS

900 Million



## INDIA BROADBAND SUBSCRIBERS

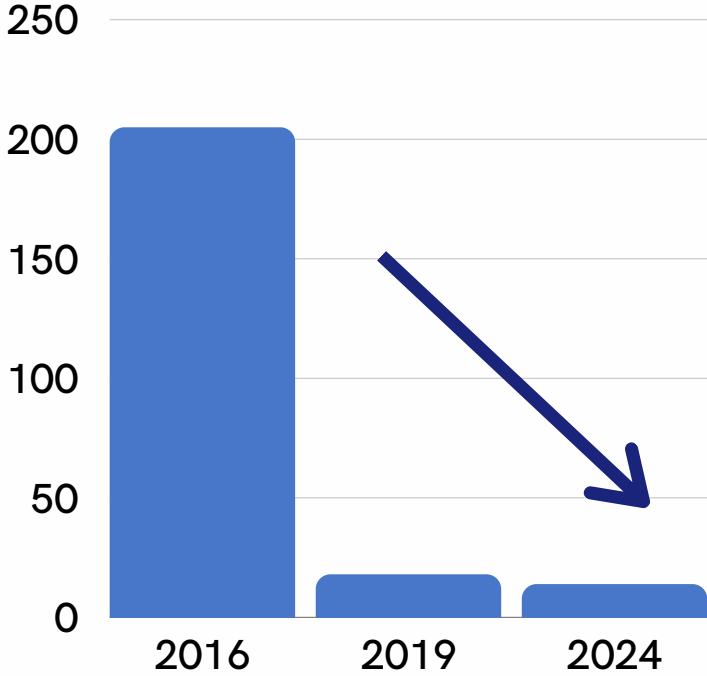
807 Million



## INDIA COST OF DATA

Rs 13.9/GB

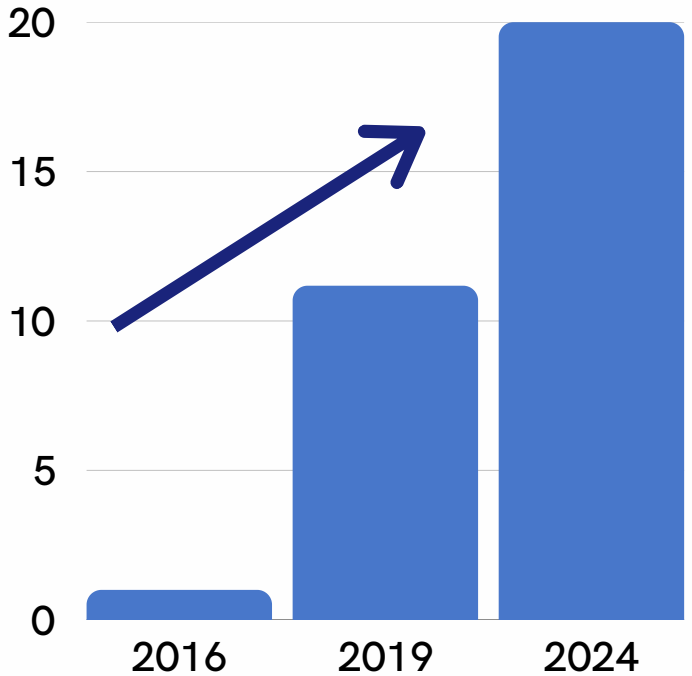
Cheapest in the world



## INDIA DATA USAGE

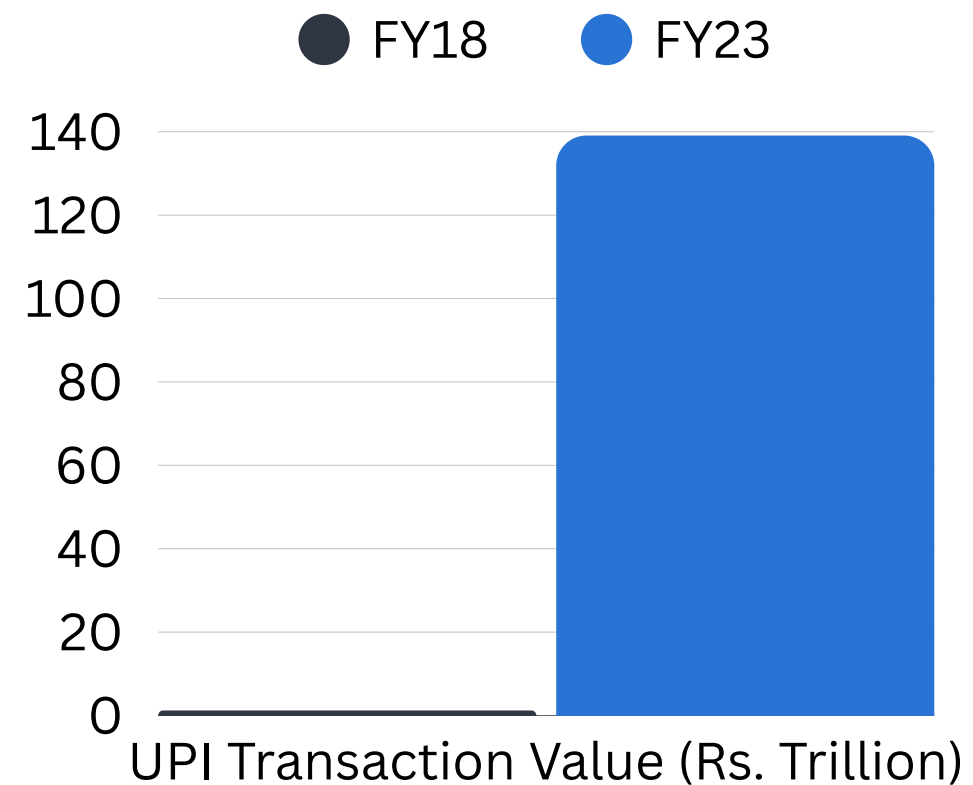
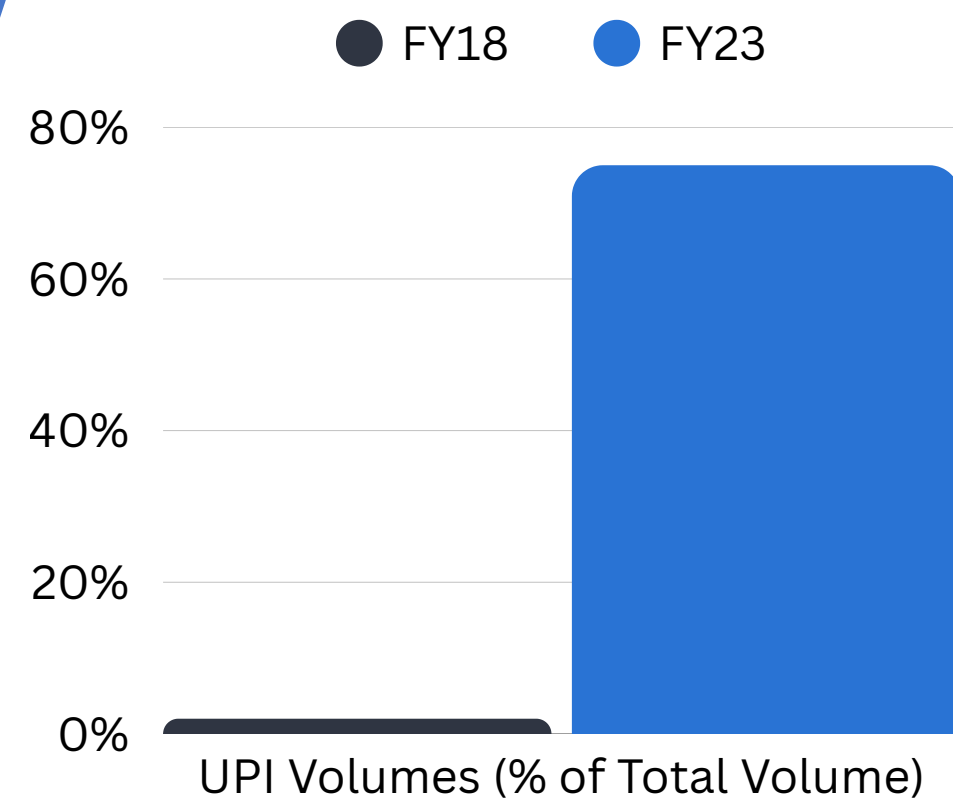
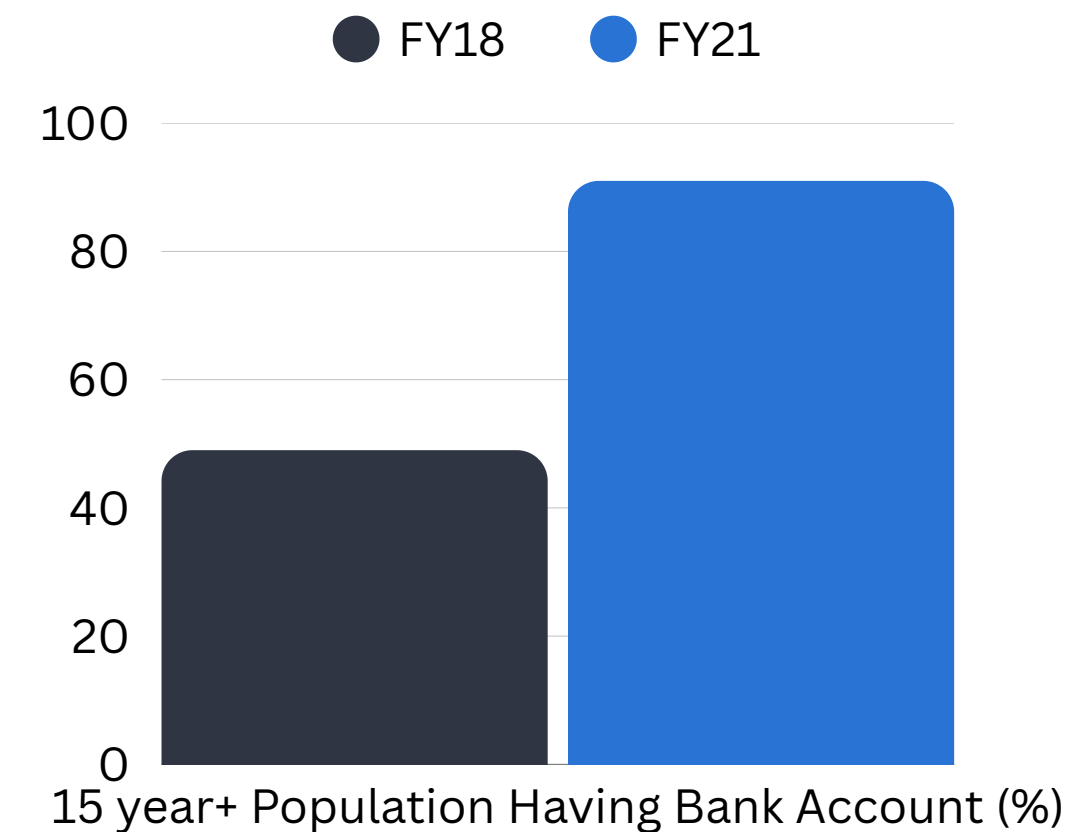
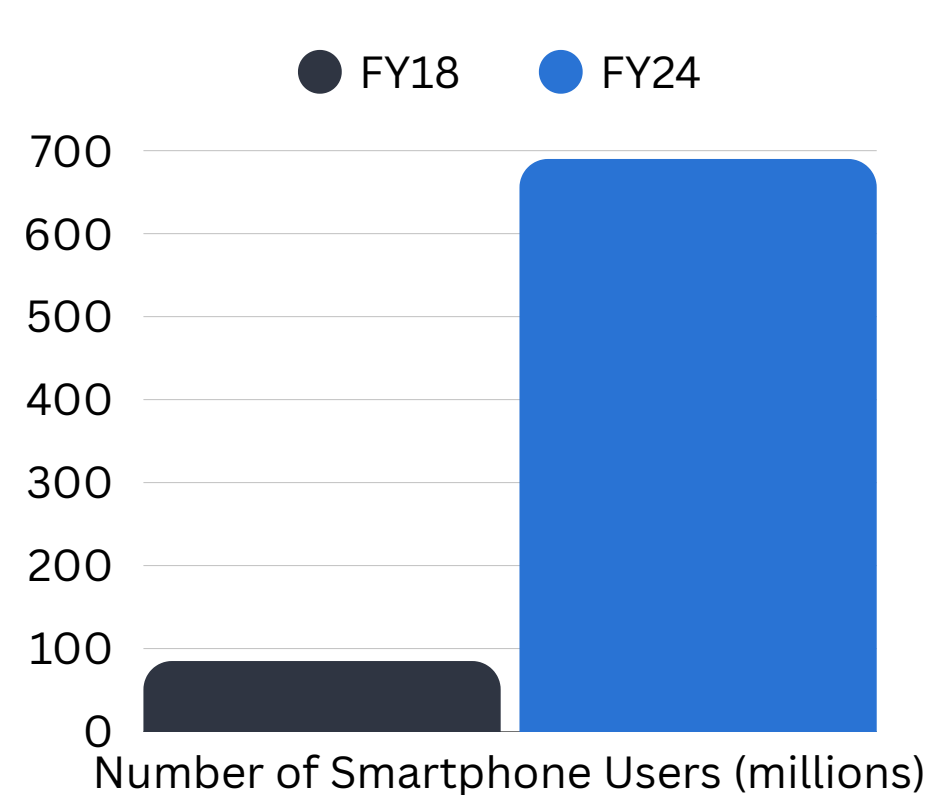
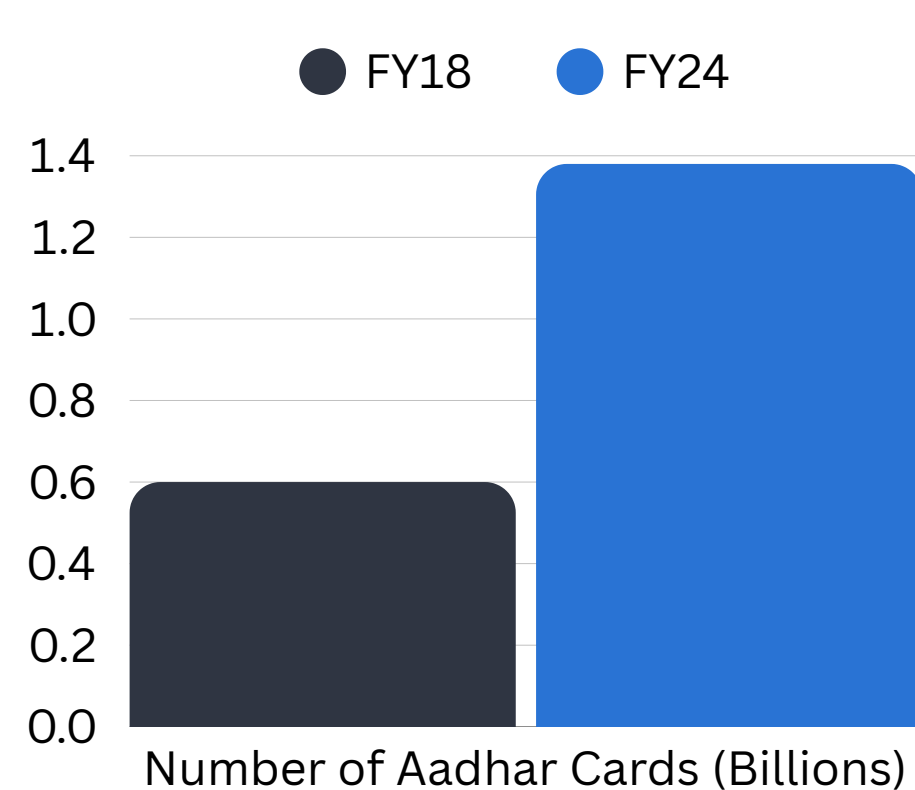
Per subscriber/month (GB)

20 GB



Source: TRAI Data, IBEF.

# India's Digital Leverage



“India is therefore anticipated to have an unrivaled digital infrastructure, which would lead to the best possible use of future improvements and faster growth.”

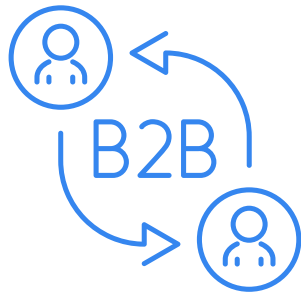
# India's Digital Leverage

OCEN

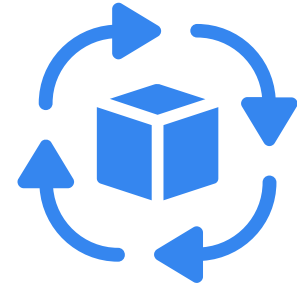


ALFACCURATE ADVISORS

Protect Capital, Create Wealth



B2B Commerce



Supply Chain  
Financiers



Social Networks



Payment  
Gateways



Tax & Legal  
Filing Apps



Kirana Tech



Accounting App  
Companies



Neobanks



Loan-Selection  
Platforms

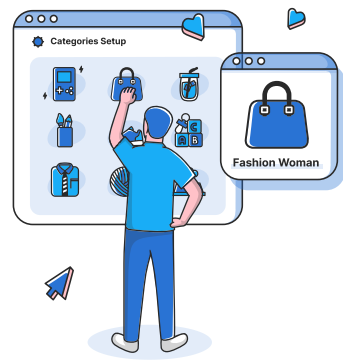


Agri-tech

More than 30 consumer-facing entities are now transforming into Lending Service Providers.



# Faster Digital Adoption



**\$80 Bn**

E-Tail Gross merchandise value (FY24).

**33%**

Growth during last 12months.




**9Mn**

POS Terminals installed as of Mar24.

**3.6x**

Growth in installed base of POS terminals since demonetisation.



**46%**

Share of Digital Ad-Spend in overall Ad-Spend (FY24).

**30.0%**

Last 10 year CAGR of Digital Ad-Spend.




**\$1.5Bn**

Online Gaming market size (Mar23).

**34.0%**

Expected CAGR in next 6 years.



**64.6%**

Market Share of Discount Brokers in 2024, as compared to almost 0% in 2014.



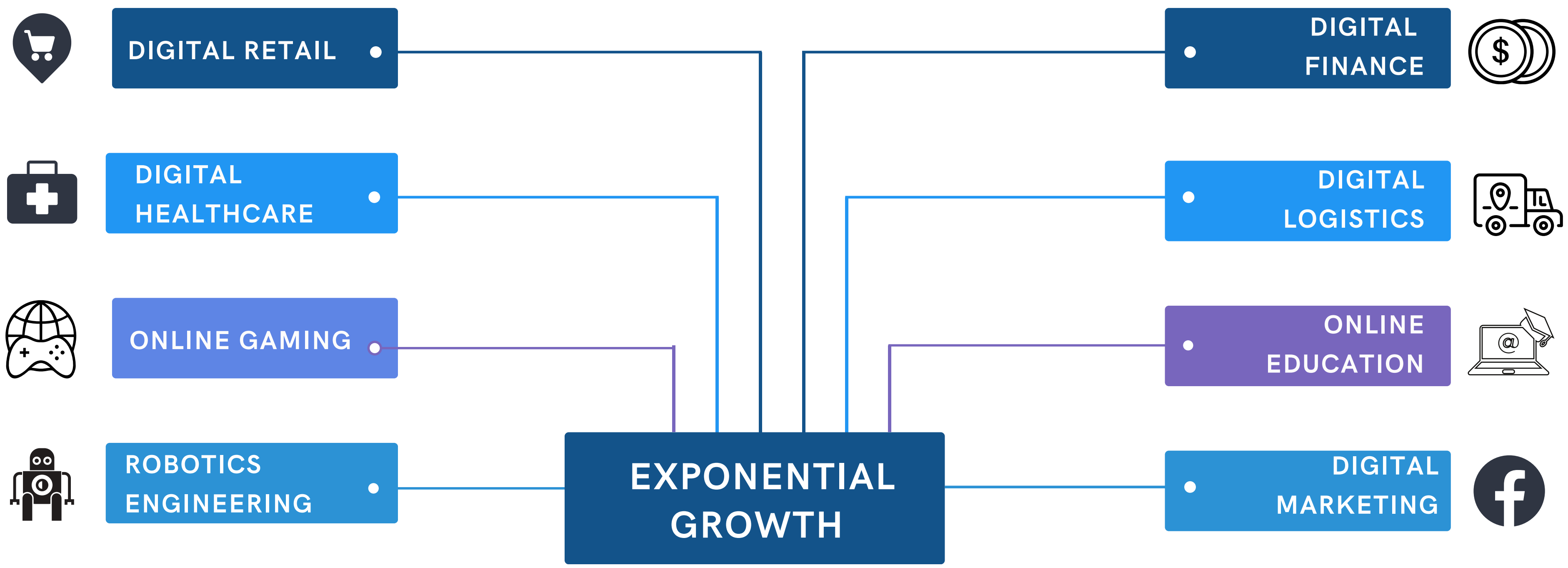
**\$3.0Bn**

Indian E-Pharmacy market size (Mar24)

**12.6%**

Estimated CAGR in next 6 years.

# Creation Opportunities Across Sectors





# Case Study 1: Digital Retail

Indian retail is undergoing a rapid digital transformation propelled by - online buying/selling, store and inventory management, digital marketing etc. The e-commerce market size is expected to increase 4x from from USD26bn in FY21 to USD110bn in FY25.

**FROM OFFLINE DISCOVERY**




**TO ONLINE ANYTIME + ANYWHERE**





# Case Study 2: Digital Finance

Digital lending in India increased by 12 times in last 7 years to USD120 billion.



Source: PWC report

~39% of total transactions in India presently are in digital mode compared to less than ~3% in 2012.

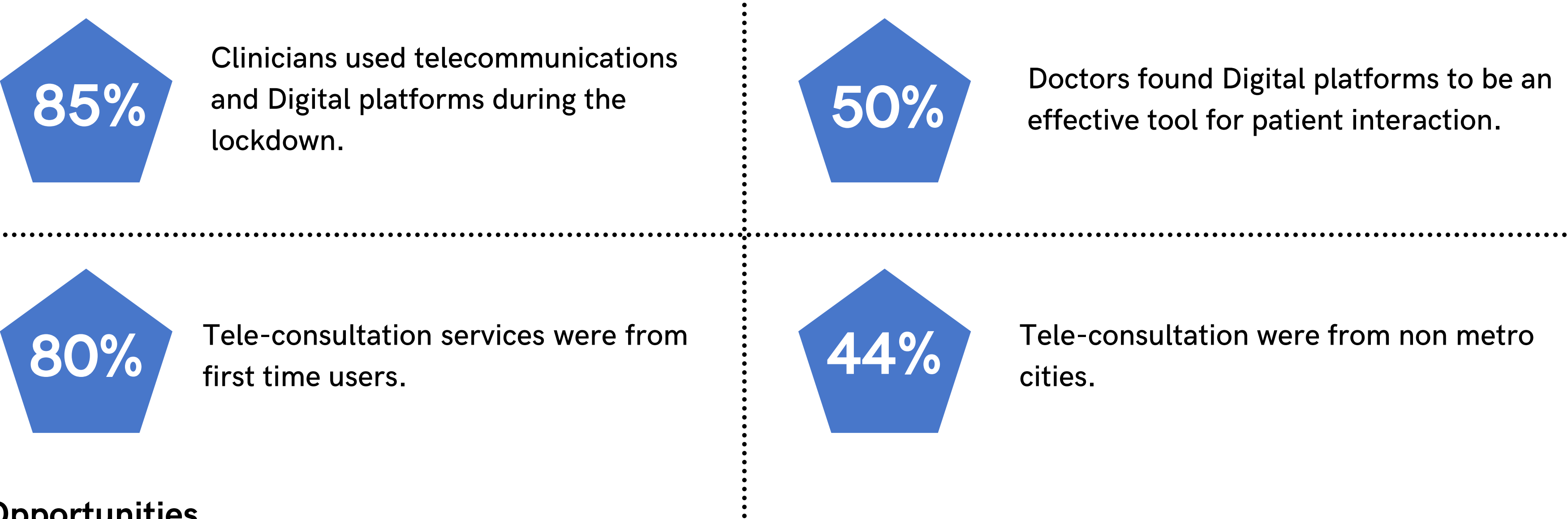


Source: The Hindu business line Article



# Case Study 3: Digital Healthcare

## BCG Survey Results



## Opportunities



Tele-consultation



Remote care Assistance



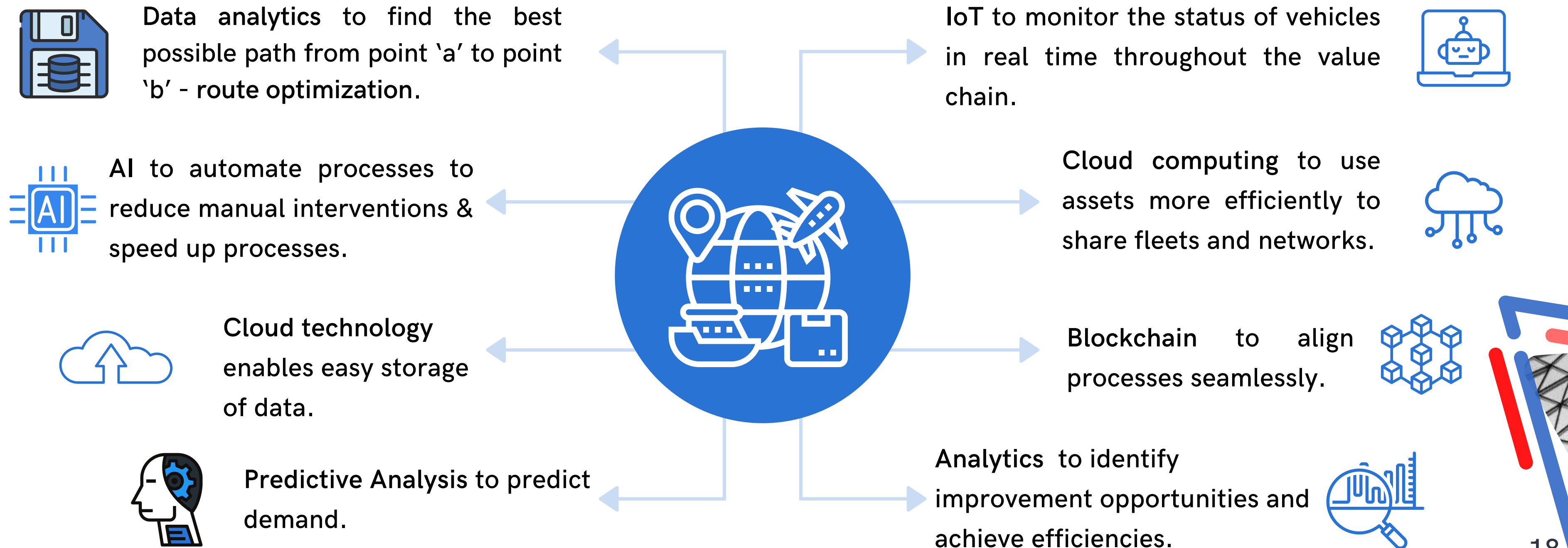
Diagnostic Labs



E-pharmacy

# Case Study 4: Digital Logistics

**Digital transformation of the logistics result in higher system efficiency and better asset utilization  
which can reduce logistics cost by 15 to 25 percent**



# Digital drives India Unicorns

2010 make  trip

2011 inmobi

2012 Flipkart 

2013 Justdial  

2014 naukri.com 

2015 OLA 

2016 paytm  

The combined revenue of 100 unicorns is ~US\$34 bn in FY20, ~1.2% of GDP and that is estimated to increase to 5.3% of GDP in FY25.

Many of these firms are driven by DIGITAL across fintech, discretionary, SaaS segments.

2017 BYJU'S  

2018 OYO       
zomato   

2019 big basket       
druva     


2020 POSTMAN        
Razorpay      

# AAA's Way to Build Resilient Portfolios

Market  
Leadership




Large  
Profit Size



Low  
Leverage



Strong  
Earnings  
Growth



Attractive  
Valuations



**AAA Digital  
India Portfolio**



# What We Look For In The Company



## GREAT MANAGEMENT

We seek companies that are led by a competent management team, that are best-of-breed within their sector and have some defensible characteristics—i.e. patents, infrastructure, cost competitiveness, brand, etc. They have focused approach with efficient capital allocation.



## BUSINESS MOAT

We invest in companies that have built strong business moat - patents, infrastructure, cost competitiveness.



## GROWTH POTENTIAL

We invest in companies that will capitalise from emerging business opportunities, and hence, they are expected to grow faster than the underlying economy. The faster earnings growth is key to our investments.

# Sectoral and Stocks Allocation



## Multicap



Large Cap	: 39%
Mid Cap	: 29%
Small Cap	: 11%
Cash+BeES	: 21%



## Top 5 Sectoral Allocation

Software	: 20%
Software - P	: 16%
Engineering	: 16%
Banking & Finance	: 11%
Consumer	: 8%



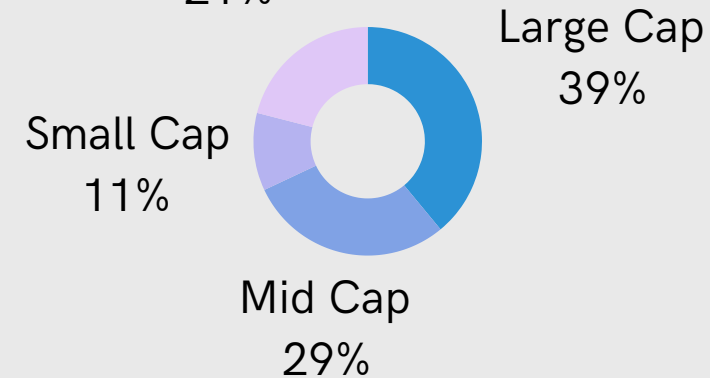
## Top 5 Holdings

- 1) Hitachi Energy
- 2) Eternal
- 3) PB Fintech
- 4) ICICI Bank
- 5) Infosys

# AAA Digital India Characteristics

## Market cap

Cash+BeES  
21%



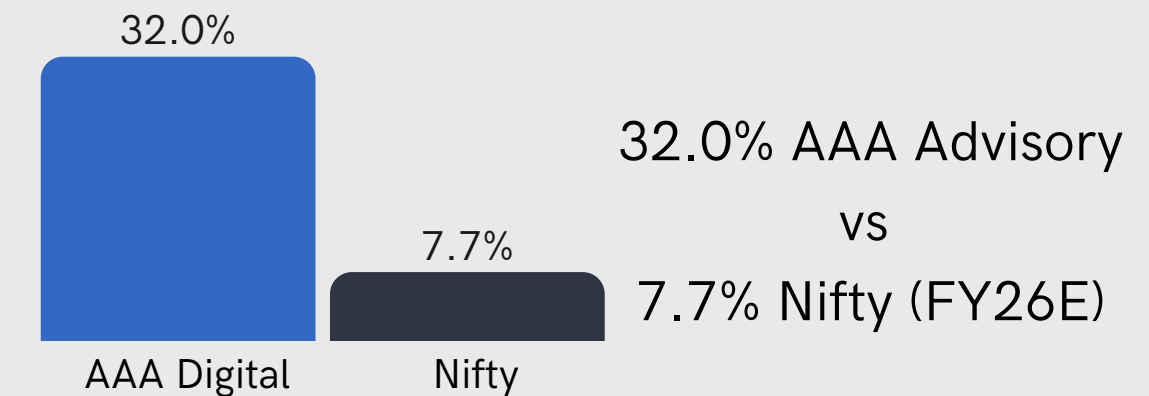
Wt. Average  
Mkt Cap:  
INR 4,194 bn.

## Large Profit Size



100% of portfolio  
companies Rs.50cr+ NP  
96% above Rs.100cr+)

## Strong Earnings Growth



## Sectoral Leaders



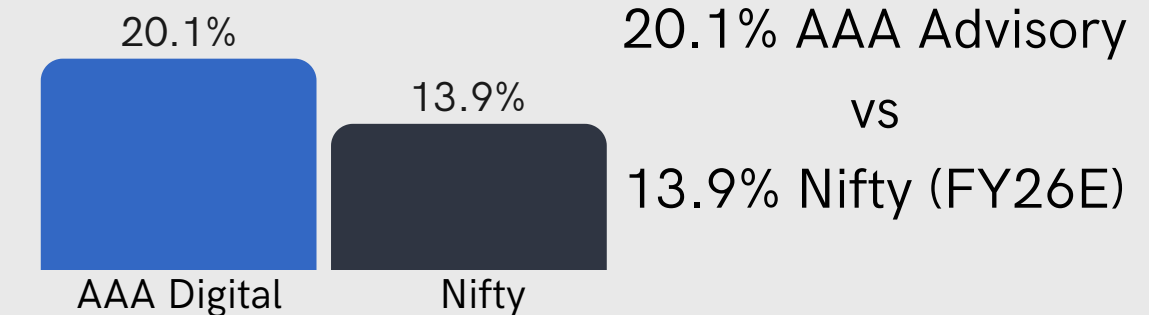
3M stock  
selection  
approach

## Cash-rich Balance Sheet



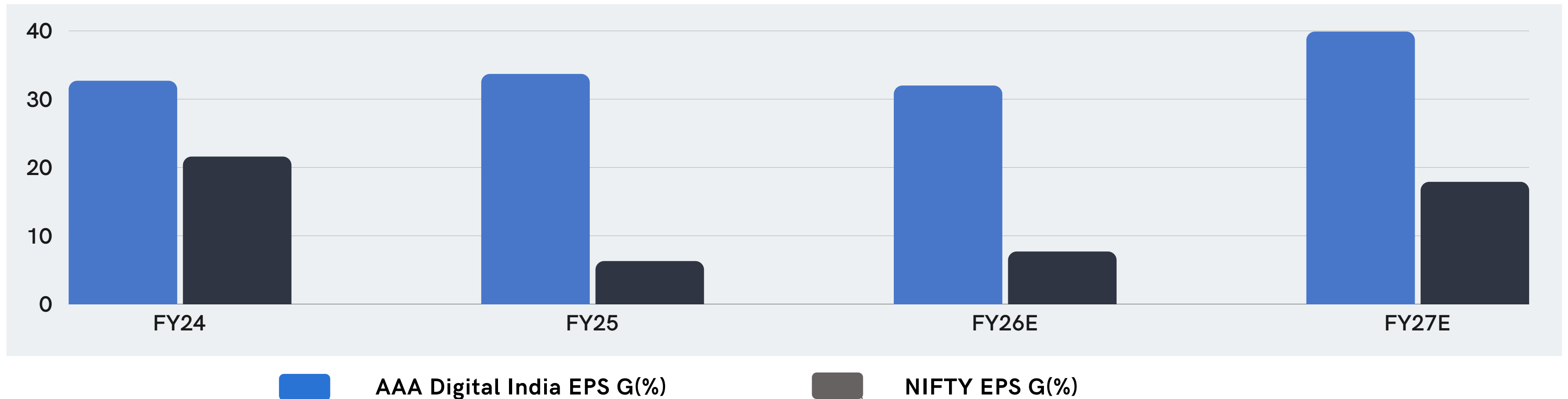
- 83% of portfolio cos have zero net debt
- 17% of portfolio cos have a D/E <1x

## Healthy ROE



# Superior Earnings Growth

Earnings Matrix	AAA Digital FY24	Nifty FY24	AAA Digital FY25	Nifty FY25	AAA Digital FY26E	Nifty FY26E	AAA Digital FY27E	Nifty FY27E
EPS G(%)	32.7%	21.6%	33.7%	6.3%	32.0%	7.7%	39.9%	17.9%
ROE(%)	14.8%	15.8%	16.0%	14.6%	20.1%	13.9%	21.1%	14.4%
P/E(x)			26.5	24.7	40.1	24.1	44.3	20.4
PEG					1.3	3.1	1.1	1.1





# AAA Holdings on the Digital Forefront



- 65.6% - Mobile & Internet Transactions
- First Bank in Asia to launch Facebook and Twitter Banking
- First Bank in India to provide mobile remittance service
- First Bank in India to launch 24x7 fully automated branches



- 87% - Customers registered on app
- 57% - Active customers on app
- 88% - Service Requests raised on app
- 94% - non-cash collections, i.e., digital collections



- 40% - Process Automation
- Asset Light Model - 0 NWC
- Continuous Innovation - Consistent increase in R & D
- 45% - Digitized After Sales Services

# Awards & Recognition



AAAIOP PMS received  
**Award for Best 10 Years Performance** across categories on Risk adjusted Returns Basis by PMS AIF World 2020



WHAT MAKES THEM TICK?						
Equity Diversified Fund Name		Absolute Returns In %			AUM	Fund Manager
		3 M	1 Yr	3 Yrs		
SBI Magnum Sector Funds Umbrella-Contr	Platinum	-10.1	64.3	476.6	1,120	Sanjay Sinha
Tata Pure Equity	Platinum	-11.2	49.3	298.3	240	M Venugopal
SBI Magnum Global	Platinum	-12.3	62.1	509.3	595	Sanjay Sinha
DSP Merrill Lynch Equity Fund	Platinum	-11.9	52.6	302.8	520	Rajesh Kothari
Prudential Power	Platinum	-10.7	55.9	267.7	1,277	Anil Sarin
Tata Equity Opportunities Fund-B	Platinum	-15.4	48.3	314.0	366	M Venugopal
SBI Multiplier Plus 1993	Gold	-14.3	64.7	582.3	649	Sanjay Sinha
Sundaram Growth	Gold	-10.8	51.3	263.0	124	N Prasad
HSBC Equity	Gold	-10.2	49.0	311.5	900	Vinod Mehta
SBI Magnum Equity	Gold	-8.4	53.0	262.4	193	Sanjay Sinha

# Assets Under Management in Rs Crore As On June 30, '06

Rajesh was recognized as the platinum fund manager by Economic Times during his time at DSP MF.



Dr. Jitendra Singh, Union Minister of State (I/C), Prime Minister Office, giving Certificate of Merit – **CMA Young Achiever Award** – 2014



# Disclaimer

This document is intended only for the personal use of the prospective investors to whom it is addressed or delivered and must not be reproduced or redistributed in any form to any other person without prior written consent of AlfAccurate Advisors Pvt. Ltd. This document does not purport to be all-inclusive / comprehensive, nor does it contain all the information which a prospective investor may desire for making decisions for engaging the PMS/Investment Advisor.

## Holdings and Disclosure of Interest

AAA or its affiliates or employees/Promoters or funds advised/managed by AAA may have same or contra positions in personal or fiduciary capacity the above securities/stocks. Investors should take caution while executing the advice based on their risk/return profile and suitability.

## Other disclosure:

The information shared by the PMS/Investment Adviser from time to time should not be construed as any form of advice, recommendation, or suggestion, to buy or sell any securities or financial instruments or avail any services to any individual or entity. PMS/Investment Adviser shall not be responsible for the loss or damage (financial or otherwise) caused due to incorrect, inaccurate, or erroneous information, details or data stated in the document(s).

AAA retains all the rights in relation to all information contained in the document(s) shared from time to time.

AAA operates from within India and is subject to Indian laws and any dispute shall be resolved in the courts of Mumbai, Maharashtra only.

AAA declare that the data and analysis provided shall be for informational purposes. The information contained in the analysis shall been obtained from various sources and reasonable care would be taken to ensure sources of data to be accurate and reliable. AAA will not be responsible for any error or omission in the data or for any losses suffered on account of information contained in the analysis. While AAA will take due care to ensure that all information provided is accurate however AAA neither guarantees/warrants the sequence, accuracy, completeness, or timeliness of the report. Neither AAA nor its affiliates or their Promoters, directors, employees, agents, or representatives, shall be responsible or liable in any manner, directly or indirectly, for views or opinions expressed in this analysis or the contents or any systemic errors or discrepancies or for any decisions or actions taken in reliance on the analysis. AAA does not take any responsibility for any clerical, computational, systemic, or other errors in comparison analysis.

The PMS/Investment Advisor warrants that the contents of this Key Information and Disclosure document are true to the best of the knowledge, belief, and information of the Promoters of AAA, however, assume no liability for the relevance, accuracy, or completeness of the contents herein. The PMS/Investment Advisors (including its affiliates) and any of its Promoters, officers, employees, and other personnel will not accept any liability, loss, damage of any nature, including but not limited to direct, indirect, punitive, special, exemplary, consequential, as also any loss of profit in any way arising from the use of this document in any manner whatsoever.

This document may include certain forward-looking statements which contain words or phrases such as "believe", "expect", "anticipate", "estimate", "intend", "plan", "objective", "goal", "project", "endeavor" and similar expressions or variations of such expressions that are forward-looking statements. Actual results may differ materially from those suggested by the forward-looking statements due to risks, uncertainties, or assumptions. AAA takes no responsibility of updating any data/information. This document cannot be copied, reproduced, in whole or in part or otherwise distributed without prior written approval of the Investment Advisor.

AAA (including its affiliates) may offer services in nature of advisory, consultancy, sponsorship of funds, investment management of funds which may be in conflict with the activities of investment advisory services.

Prospective clients are advised to review this document, Advisory Agreement, presentation(s), and other related documents carefully and in its entirety. Prospective clients should make an independent assessment, and consult their own counsel, business/investment advisor and tax advisor as to legal, business and tax related matters concerning this document, the Advisory Agreement, and the other related documents before becoming interested in the Advisory Portfolio.

The information can be no assurance that future results or events will be consistent with this information. Any decision or action taken by the recipient based on this information shall be solely and entirely at the risk of the recipient. The distribution of this information in some jurisdictions may be restricted and/or prohibited by law, and persons into whose possession this information comes should inform themselves about such restriction and/or prohibition and observe any such restrictions and/or prohibition. Unauthorized disclosure, use, dissemination or copying (either whole or partial) of this information, is prohibited. AAA will not treat recipient/user as customer by virtue of their receiving/using this report. Neither AAA nor its affiliates, directors, Promoters, employees, agents, or representatives, shall be responsible or liable in any manner, directly or indirectly, for the contents or any errors or discrepancies herein or for any decisions or actions taken in reliance on the information. The person accessing this information specifically agrees to exempt AAA or any of its affiliates or employees from, any and all responsibility/liability arising from such misuse and agrees not to hold AAA or any of its affiliates or employees responsible for any such misuse and further agrees to hold AAA or any of its affiliates or employees free and harmless from all losses, costs, damages, expenses that may be suffered by the person accessing this information due to any errors and delays.



# Thank You



**ALFACCURATE ADVISORS**

Protect Capital, Create Wealth

## AlfAccurate Advisors

503, B Wing,  
Naman Midtown,  
Elphinstone Road,  
Mumbai - 400 013, India

T : +91 22 42360300  
F : +91 22 42360333  
info@alfaccurate.com  
www.alfaccurate.com

Rajesh Kothari

T : +91 22 4236 0301

rajeshkothari@alfaccurate.com

Govind Agrawal

T : +91 22 4236 0311

govindagrawal@alfaccurate.com

Sandeep Biyani

T : +91 22 4236 0319

sandeepbiyani@alfaccurate.com