



Why AlfAccurate Advisors (AAA)?



Founders
are Fund
Managers



Client Centric
Business
Model

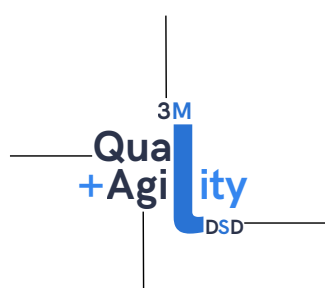


Award
Winning
Track Record

Our Belief

**PROTECT CAPITAL,
CREATE WEALTH**

OUR INVESTMENT APPROACH



Quality

3M Stock
Selection
Approach



Agility

**Disciplined
Exit
Strategy**

Market size: We buy companies which have a large market size.

Market Share: We buy companies which are leaders in their segment.

Margin of Safety: We buy companies which are available at reasonable valuations.

We Prudently Exit when:

- There is a need to rebalancing weights for risk management purposes
- A company no longer meets our investment criteria
- We are not comfortable with the valuations
- The earnings growth prospects have punctured
- There are better investment opportunities

KEY PERSONNEL



Rajesh Kothari

Founder & MD
CMA, MBA

28+
yrs

> Former Fund Manager with DSP Merrill Lynch Fund Managers (DSP MF) for more than four years. The schemes delivered annualized return of 55% (Equity Fund) & 62% (Top100 Fund) outperforming benchmark indices by more than 20% & 10% respectively. The equity schemes maintained its "1st Quartile Ranking" consistently during his tenure

> Received CMA Young Achiever Award 2014

> Rated as "Platinum Fund Manager" by Economic Times for DSP ML Equity Fund on a risk-adjusted return basis (Jul 2006)

> Received CNBC TV18 - CRISIL Mutual Fund of the Year Award 2006 for DSPML Equity Fund and Lipper India Fund Awards 2006 for best equity fund group for 3 years



Govind Agrawal

Director
CA, LLB

30+
yrs

> Former Fund Manager with Reliance Capital Asset Management Company (USD 20bn) for over four years. Reliance Emergent India Fund (USD 100m offshore fund) outperformed benchmark indices by 35% since its inception. Played instrumental role in setting up Macro Economic Research desk

> Former Executive Director with UBS Securities India Pvt Ltd for 4 years as India Account Manager for large FIIs. He was voted as the "Best Equity Sales Person-Mega Funds category, Asia Money 2006"

> Former Senior VP – Equity Sales with Motilal Oswal Securities Ltd for 10 years. Played key role in establishing institutional equity broking business, systems and processes

AAA BUDDING BEASTS STRATEGY

Factsheet | November 2025

< AAABB >

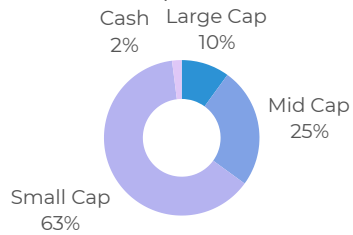


ALFACCURATE ADVISORS
Protect Capital, Create Wealth

Strategy Objective α AAABB is a Mid & Small cap strategy investing in high-quality growth companies which are market leaders with strong corporate governance, and a strong balance sheet, having an investment horizon of 3-5 years.

AAABB PORTFOLIO CHARACTERISTICS

Market Cap Allocation

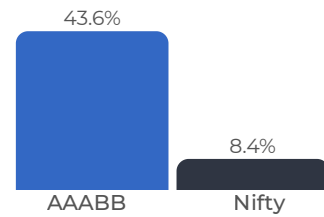


Large Profit Size



86.2% of portfolio companies at Rs. 50cr+ PAT
(75.9% at Rs. 100cr+ PAT)

FY26E Earnings Growth

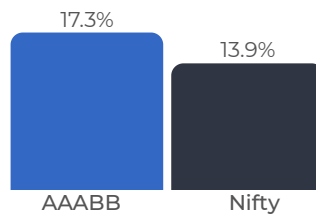


Cash Rich Balance Sheet



- 45.6% of portfolio cos have zero net debt
- Another 50.2% of portfolio cos have a D/E <1x

ROE FY26E



Risk Management

	Since Inception*	AAABB	BSE500
Sharpe		1.26	0.71
Std. Dev		15.24	14.33
Beta		0.87	1.00
Capture Ratio		1.67	-

TOP 20 HOLDINGS

Name of Company	%
Multi Commodity Exchange Of India Ltd	3.5%
Hitachi Energy India Ltd	3.2%
Aditya Infotech Ltd	2.8%
Shriram Finance Ltd	2.7%
UNO Minda Ltd	2.6%
TVS Motor Company Ltd	2.4%
CG Power and Industrial Solutions Ltd	2.3%
Safari Industries India Ltd	2.2%
Syrma SGS Technology Ltd	2.2%
Krishna Institute of Medical Sciences Ltd	2.2%
Senores Pharmaceuticals Ltd	2.2%
Indian Bank	2.1%
Eureka Forbes Ltd	2.1%
PB Fintech Ltd	2.1%
Mastek Ltd	2.0%
Aadhar Housing Finance Ltd	2.0%
Craftsman Automation Ltd	2.0%
Max Financial Services Ltd	1.9%
Sequent Scientific Ltd	1.8%
Shriram Pistons & Rings Ltd	1.8%

PORTFOLIO DETAILS

Name of Fund Manager	Mr. Rajesh Kothari
Benchmark	BSE 500 TRI
Date of Inception	01st January 2021
Number of Holdings	65
Type	Multicap
Average Weighted MCAP	Rs. 39,339 cr

TOP 10 SECTORS

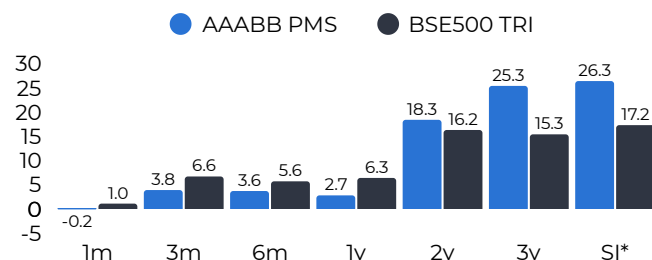
Name of Sector	%
Consumer	15.4%
Engineering	15.1%
Pharma	13.8%
Banking & Finance	13.7%
Auto & Auto Ancillary	12.5%
Chemicals	6.4%
Software	4.3%
Software-P	3.1%
Pipes	1.7%
Cement	1.5%

ACCOLADES



Disclaimer: Past performance may or may not be sustained in future and should not be used as a basis for comparison with other investments. Performance related information provided herein is not verified by SEBI. Equity Investments are subject to Market risks. Please read all plan related documents carefully.

PERFORMANCE (CAGR %)



*Since Inception Period: 1st Jan 2021 - 30th Nov 2025