

# AAA - INDIA'S LEADING PORTFOLIO MANAGEMENT SERVICE PROVIDER



## Why AAA?

- 1**  
**FOUNDERS**  
are the Fund Managers  

- 2**  
**EASY ACCESS**  
to the fund managers  

- 3**  
**AWARD WINNING**  
Investment Team and Track record  

- 4**  
**COLLECTIVE**  
Investment experience of more than 50 years  

- 5**  
**NO CONFLICT OF INTEREST**  
– we have only one line of activity - PMS and investment advisory  

- 6**  
**ASSOCIATION**  
with world class institutions – Deutsche Bank and HDFC Bank as Custodian and Fund Accountant; SHCIL as the DP  


## Investment philosophy and the process

### OUR BELIEF

**“PROTECT CAPITAL, CREATE WEALTH”**

Prudent risk management is the core of our investment philosophy. We do the risk management through:



DIVERSIFICATION






STAGGER INVESTMENT



DEFINED EXIT STRATEGY

Wealth Creation is done through “3M Stock Selection Process”

- 1**  
**MARKET SIZE**  
Identify the large business opportunities  

- 2**  
**MARKET SHARE**  
Identify the companies which are the leaders in their respective segments  

- 3**  
**MARGIN OF SAFETY**  
Buy the business/ stock at reasonable valuation  




# AAA INDIA OPPORTUNITY PMS PLAN



## Protect Capital Create Wealth

### OVERVIEW

AAA India Opportunity Plan (IOP) PMS plan is a portfolio of 40-60 companies that are market leaders with strong corporate governance and high growth potential with an investment horizon of 3-5 years.

### WHY INVEST IN AAA IOP PMS?

- India investment strategy with a strong emphasis on superior and sustainable growth
- Focus on companies with a strong balance sheet and high return on capital employed
- Diversified portfolio with 40-60 high quality growth companies
- Enjoy the benefits of true multicap with the right mix of large, mid, and smallcap exposure

### A HIGH CONVICTION & QUALITY APPROACH

Based on our proprietary 3M Investment Approach, we invest in companies with proven management, a strong balance sheet, superior earnings growth, and stellar corporate governance. We believe that by investing in companies with resilient fundamentals and sustainable competitive advantage while taking a long term investment approach, we can preserve capital and provide stability across market cycles. Our radically resilient strategy is in accordance with our 3M approach of Market Size, Market Share, and Margin of Safety.

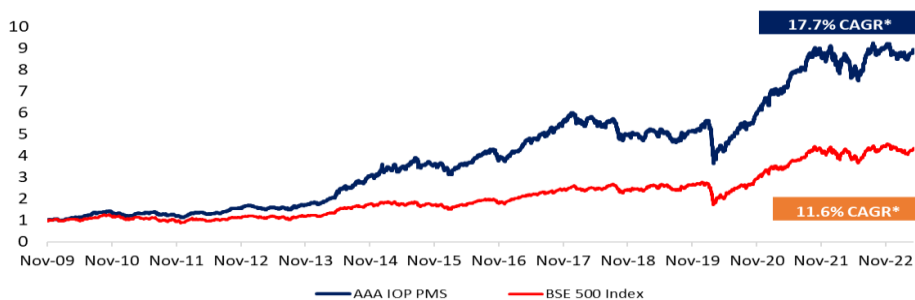
### PRODUCT PROFILE

Number of holdings	Maximum 60
Style	Growth
Type	Multicap (Maximum 60% large cap)
Benchmark	BSE 500 Index
Indicative investment horizon	Long term

### AAA IOP PORTFOLIO CHARACTERISTICS

Number of holdings	54
Allocation	Large cap – 53.4% Mid cap – 25.9% Small cap – 17.9%
EPS growth (FY23E)	35.0%
ROE (FY23E)	17.4%
PER (FY23E)	36.7x

### AAA IOP PERFORMANCE CHART



### TABLE:

Compounded Annual Returns (%)	1 YEAR	2 YEARS	3 YEARS	5 YEARS	10 YEARS	*Since Inception
AAA IOP Plan	6.6	11.8	25.7	8.9	19.0	17.7
BSE 500 Index	4.2	12.3	25.4	11.4	14.1	11.6
BSE Midcap Index	5.7	13.3	29.9	9.7	16.4	12.1
BSE Smallcap Index	1.9	16.5	38.7	10.5	18.2	11.7
CNX Nifty	6.9	12.4	23.7	12.3	13.2	11.2

\*(23 November 2009 – 30 April 2023) (Performance is after all expenses and fees from April 2018 till last quarter. Prior to 2018 the Performance is after all expenses and Fixed management fees till last quarter. Index performance is calculated using Total Return Indices as per SEBI Guidelines)

### DISCLAIMER

Equity Investments are subject to market risks, read all plan related documents carefully. Past performance may or may not be sustained in future and should not be used as a basis for comparison with other investments. Performance related information provided herein is not verified by SEBI.

